



# Association of Nebraska Art Clubs

Spring 2023–nebraskaartclubs.org

## Message From Your President

Hello!

It is only a few short months until our annual Association of Nebraska Art Clubs Conference, held June 7-10. Mark your calendars and make your plans to attend. This year's event will give you a one-of-a-kind opportunity to *Create and Connect* with member artists from around the state.

Be sure to read this newsletter and check the ANAC website at <http://nebraskaartclubs.org/> often for updated information about the 2023 conference. Also, be sure to read the exhibit rules so your artwork is not disqualified! We want all pieces to be

in the judging; we don't want to ruin someone's day.

Another new bit of information is that the entry fee is now \$8.00.

Please join us for the wonderful workshops we have planned, for an enjoyable banquet with new friends and old, and to see the impressive artworks that will be on display!

Whether you attend an afternoon or stay all three days we will be thrilled to see you! Come *Create and Connect* at Columbus!

Christi Lewis



Christi Lewis

## Message From Your Vice-President

As the weather starts warming and the days get longer, it is once again time to look forward to the 2023 Association of Nebraska



Steph Mantooth

Art Clubs Conference, held June 7-10. The ANAC board has been working tirelessly to bring you an extraordinary event at the Central Community College campus in Columbus.

This year's judge and main workshop teacher is Leslie Lambert, known for her dramatic watercolors. Take a look at her bio in this newsletter and get to know her work. She currently resides in Colville, Washington,

and her work looks amazing!

We have also included hotel and event information to help you plan for your visit. Make sure to book your rooms soon; they will go quickly.

I am looking forward to being able to *Create and Connect* with all of you once again in Columbus. Until then, make sure to check out the ANAC members only Facebook Group and our ANAC website for further updates.

Steph Mantooth

## 2023 Conference Judge

### Going With the Flow of Watercolor with Leslie Lambert

Thursday, Friday & Saturday 9 am - 4 pm



2023 ANAC Judge, Leslie Lambert

Leslie Lambert, also known as Leslie Redhead, is an award-winning artist, teacher, illustrator, and author known for her dramatic watercolors. Her art focuses on the combination of spontaneity and detail that watercolor has to offer. Leslie enjoys exploring the possibilities of the medium beyond its limitations by spraying and pouring the paint which captures the essence of light, atmosphere, and motion in a unique way.

Leslie was born in Sandy, Utah within views of the Wasatch Mountain range and the Great Salt Lake. When she was 9 years old, her family moved to Ashton, Maryland, a suburb of Washington D.C. Leslie's mother, also an artist, began taking her on excursions to the National Gallery of Art and other museums to experience the many possibilities of how to create and portray the world around her. While at university, Leslie decided to do scientific illustration, graduating from Brigham Young University with a degree in Zoology.

Leslie eventually moved to the Boston area and then to Canada where she became a popular instructor of art. Leslie was led to pursue a Master's in Art Education at the University of Victoria in Victoria, BC. This program was studio based, granting her the time and space to investigate her work in depth. This is where Leslie refined her method of pouring paint, among other techniques.

Leslie's paintings are in private and corporate collections worldwide. Her recent awards include

First Place in Winterfest (2022) sponsored by Trails End Gallery (Chewelah, Washington), International Women in Watercolor Finalist and Honorable Mention (2022), Northwest Watercolor Society Membership Award (2020) and Best in Show with the Idaho Watercolor Society (2019). In addition to signature status with the Northwest Watercolor Society (NWWWS), Leslie is an associate member of the Women Artists of the West (WAOW) and a signature member of the Canadian Society of Painters in Water Colour. Leslie is the author of *Watercolor 365: Daily Tips, Tricks, and Techniques* and the illustrator of *Island in the Salish Sea*, by Sheryl McFarlane. Her work has been published in *Splash 10: The Best of Watercolor*, *Western Art Collector*, *Plein Air Magazine*, *Watercolor Artist*, *The Artist's Network*, and *Making It!: Case Studies of Successful Canadian Artists*. Leslie continues to teach with the University of Victoria, throughout Canada, the U.S., Spain, and Morocco. Leslie is represented by Trails End Gallery in Chewelah, WA; Horizon Fine Art in Jackson, WY; and Kube Gallery in Fort Langley, BC.



Golden

Leslie currently resides in Colville, Washington where she creates works of art portraying vast expanses of earth, water, sky, and studio. More of Leslie's work can be found on her website at [leslielambertart.com](http://leslielambertart.com) and on Instagram @leslielambertfineart



# Supplies For Going With the Flow of Watercolor



*Watercolor Poured*

***Discover the excitement and joy of poured watercolors. Leslie Lambert will show how to produce luminous works by painting and layering with flowing pigments. This is done with thoughtful planning and design that works well with the freedom of poured paint.***

Maximum Class Size: 16 Participants

## ***Supply List***

### ***Paints***

I use Winsor & Newton and Daniel Smith brands, but any professional brand of watercolor paint will work. Only three primary colors will be used for this workshop. You may use any yellow, red, or blue that you prefer from the suggested list below:

### **Please only choose 3 colors!**

- Yellows, Reds, Blues
- Winsor Yellow/Lemon (WN) Quinacridone Rose (DS) Winsor Blue (green shade-WN)
- Transparent Yellow (WN) Quinacridone Red (DS) Thalo Blue (same as Winsor Blue)
- Cadmium Yellow Pale/Light Permanent Rose (WN)(is same as quinacridone rose)
- Indanthrene Blue (DS)
- Aureolin Winsor Red (WN)
- Permanent Alizarin Crimson

### ***Paper***

½ sheet (15x22") and (2) ¼ sheets (11x15") of 140 lb. or 300 lb. of 100% cotton watercolor paper. I prefer Arches or Winsor & Newton, but the most important thing is that it is 100% cotton! Some of the less expensive brands have wood pulp in the fibers and do not work as well. Please stretch the ½ sheet onto a board and bring another board for the quarter sheets.

### ***Brush***

A good quality #6 or #8 round watercolor brush, a 2" hake or wash brush, and an old, inexpensive brush to use for mixing paint and lifting.

### ***Other***

- Three small containers to mix paint in (I use laundry scoopers or dollar store measuring cups)
- Palette
- Water container
- Apron/smock
- Ballpoint pen, pencil, and eraser
- Masking tape
- Paper towels
- New bottle of Art Masking Fluid (Winsor & Newton is the best)
- Transfer (graphite) paper (optional) - I will have some if you do not have any.
- Ruling pen (optional) Alvin 958 professional is the best and is found on Amazon
- Blow dryer (optional)



*Wyoming Beauty*

# En Plein Air Painting with Jim Davis

Thursday & Friday 9 am - 4 pm

## WHAT TO EXPECT

This is a two-day workshop on how to paint outdoors, on location. (En Plein Air)

It is intended for older participants (15 years and above) of all skill levels. Beginners should have a basic understanding of mixing color and using their art medium. It is open to all art mediums but is more suited to oil painters.

We will focus on the fundamentals of painting on location and how to do a small painting from start to finish in one setting. We will learn about supplies needed and how to transport them, finding a scene and setting up to paint, finding a focal point using composition, contrast and color while

using a limited palette to paint an impression of what we see. We will talk about the importance of painting from life and how to get over the fear of painting in public.

We will spend a good part of the time outside painting - weather permitting.


Some local traveling to reach painting locations may be necessary. (Within five miles of the classroom)

The course will also cover important tips on safety while

painting and practical tips on plein air painting techniques.

This is a hands-on workshop which is intended to be fun, informative, and safe. We are all students when it comes to painting and we learn from each other so comments, questions and suggestions are highly encouraged.

If you are an artist who has had an interest in painting outdoors



Jim Davis

on location but has not done so for whatever reason this course is for you!

Come and learn with us, make new friends, meet up with some old ones and enjoy a few days of creating art in the great outdoors.

## Your Instructor

Jim Davis is a largely self-taught artist who currently resides in Columbus, Nebraska. Painting in oil and watercolor since 2002, he

has gained a clientele that consists of art collectors and followers, not only from Nebraska, but from states such as Colorado, Texas, Oklahoma, Tennessee, Arizona, and Iowa. As a member of the Columbus Area Artists he has shown many of his works in local art exhibits and has won numerous awards in local competitions including Best of Show honors in 2009, 2013 and 2017. He has spent the last several years painting "en plein air" or outside in the open air and plans to participate in plein air events and workshops in the upcoming years. He has completed many commissioned works for clients and continues to do larger paintings in his home studio. You can learn more about Jim and view some of his recent work by visiting his web site at [www.jddavisart.com](http://www.jddavisart.com)

## Supply List:

### All participants

- Comfortable clothing and shoes that you can paint in
- Wide brimmed hat or cap
- Sunscreen and bug spray
- Any medication that you need to take during the day
- Pochade box or plein air easel
- Folding/lawn chair or stool if you need to sit while painting
- Painting umbrella (if you have one)
- View finder (if you have one)
- Bags to hold trash

### Oil painters

- At least-primary colors (red, yellow, and blue) plus white
- Burnt sienna, yellow ochre (if you have them)
- Small panels or canvas (no larger than 11 x 14)
- Odorless mineral spirits and-medium



Supply List Cont.

- Containers to use for cleaning brushes and holding mediums
- Brushes – (at least one large flat bristle #8 or #10)
- Palette for mixing paint
- Wet panel carrier
- Rags or paper towels
- Latex or vinyl glove

**Watercolor painters**

- Small watercolor set
- Watercolor paper
- Masking tape, pins or clamps to attach paper to board
- Brushes – variety plus a medium to large mop brush if you

- have one
- Containers to hold water and for cleaning brushes
- Plein air watercolor easel or a drawing board to lay in your lap
- Rags or paper towels

**Pastel painters**


- Variety of pastel colors
- Pastel paper – any texture
- Masking tape, pins, or clamps to attach paper to board
- Plein air easel or lap board to attach paper to board
- Rags or paper towels

**Acrylic painters**

- At least-primary colors (red, yellow, and blue) plus white
- Burnt sienna and yellow ochre if you have them
- Small canvas or panels (no larger than 11 x 14)
- Small spray bottle for water
- Variety of brushes (flats and rounds)
- At least one large flat
- Palette for mixing paint
- Rags or paper towels

## Human Figure Drawing with Diane Noonan

Thursday 9 am - 12 pm



Diane Noonan

### Your Instructor

Diane grew up in Humphrey, Nebraska where she now lives with her husband, and where she and her husband raised their four boys. She graduated from Kearney with a K-12 art education degree. Later she earned a Master of Arts from Wayne State. Diane has been a member of Columbus Area Artists for decades and is currently on the ANAC board where she serves on the exhibit committee. She previously taught 7-12 art at Lakeview High School for 16 years and is now in her fourth year at David City Public Schools. Her media of choice is acrylic or oil paints. The subject matter she prefers wavers between grassy landscapes and, more recently, florals.

### Figure Proportion Drawing

Diane teaches figure drawing four times a year to different groups of students, helping them draw adult figures accurately. This morning class will delve into the proportion of head-to: torso, arms, and legs. Participants will observe the ratio(s) between them and will also observe the ratio of head-to-body parts in children and babies.

### Supply List:

- large cheap paper 12 x 18 will work
- crayons, pencils, chalk a variety of drawing tools

**(Total Cost \$20 limit fifteen students)**

CREATE AND CONNECT

## Plasma Cutting with Landon Hunt

Thursday 1 - 4 pm

### **Create Metal Art Out of Steel Using the Plasma Cutting Process**

#### **NO EXPERIENCE REQUIRED!**

Let your imagination run wild creating your own "one-of-a-kind" metal art piece. The first hour of the session will cover operating a plasma cutter and safety discussions. The remainder of the session will be open lab time to work on your own artwork.

**Total Cost: \$20. Fee includes scrap metal for practice, 18" X 18" piece of metal for your project and use of the professional safety equipment.**

#### **Your Instructor**

Landon Hunt is in his fourth year as a Welding Instructor at Central Community College (CCC) in Columbus, NE. He received his two-year degree from CCC-Hastings Campus in May of 2013. While attending college, Landon competed in numerous welding competitions and earned first place in Welding Fabrication through Skills USA. Landon has worked in various welding jobs throughout the United States including pipe welding, manufacturing, and fabrication. He is certified welding Inspector (CWI) for the American Welding Society and holds a certification in robotic welding. In his instructional position on the Columbus Campus, Landon teaches all four

major welding types, cutting and other various welding processes. In his spare time, Landon is the owner and operator of a welding

and fabrication shop in Duncan, NE, and is a certified SCUBA instructor.

#### **Supply List:**

- Sketch pad or paper with a pre-drawn sketch of your design for your project
- Wear jeans or cotton slacks/ shirt (NO polyester. Polyester will burn)
- Wear leather-toed shoes/boots (NO tennis shoes or sandals)
- Bring lightweight gloves if you have them. If not, CCC will provide gloves.
- Bring safety glasses if you have them. If not, CCC will provide them for you.
- Do not wear any jewelry.



Landon Hunt

## Mixed Media Mashup with Artzy Haven

Thursday 1 - 4 pm



### **Combine Mixed Media Elements to Create Your Masterpiece**

Join the Artzy Haven staff as we create a mixed media canvas that is sure to inspire your creativity. We will use a combination of goops, paints, metal bits, flowers and other items to bring your creation to life. The class might get messy, so make sure to bring an apron or wear a paint shirt! This class will be taught by the Artzy Haven staff. You must bring your own 11"x14"x1" canvas to class. **Cost is \$30.**

## Points of View: Compositional Strategies in Art and Image Making with Chadric Harms

Friday & Saturday 9 am - 4 pm

### Points of View: Compositional Strategies in Art and Image Making

In this two-day workshop, participants will explore the ins and outs of composition and how we can begin to rethink what it means to “make” an image or work of art. Topics discussed will range from fine art (both historic and contemporary) to popular and visual culture. Whether discussing landscapes or creating tablescapes, participants will work together to practice the art of assembling, organizing, arranging, editing, and reworking. Our time together will be less about finished products and more about the possibilities of play. discussed will range from fine art (both historic and contemporary) to popular and visual culture. Whether discussing landscapes or creating tablescapes, participants will work together to practice the art of assembling, organizing, arranging, editing, and reworking. Our time together will be less about finished products and more about the possibilities of play.



Chadric Harms

#### Your Instructor

Chadric Devin is an instructor of art, design, and education at Central Community College in Columbus, NE. He received his MFA from the University of Nebraska-Lincoln and is currently a Ph.D. student through The Ohio State University researching arts-based approaches in education, teaching, and learning. Chadric has exhibited his artwork nationally and internationally and has collaborated with a number of museums, schools, and organizations on community-engaged projects  
Email: chadricharms@cccneb.edu.

#### Supplies Needed

- Sketchbook
- Drawing utensils
- Scissors
- Glue
- Digital Camera (DSLR, mirrorless, mobile phone, iPad/tablet, etc.)

All other materials will be provided by the instructor.

Note: Participants will be asked to send a digital photograph of a current work of art to the instructor (can be finished or unfinished). **Cost \$40.00**

### ANAC Arts Award – Nominate a Worthy Artist Today!

What better way to express your appreciation to someone for their contribution to the visual arts than by nominating them for the ANAC Arts Award! This award is given to an individual who has made a significant contribution to the field of art.

Your nomination should include a concise description of their contributions to the visual arts in Nebraska.

Consider an ANAC member that is an instructor/teacher who inspires you, or a local or state board member who has gone above and beyond to contribute to the arts. Your nomination must be a member of ANAC.

Only one award is presented each year. If your nominee wasn't selected a previous year, please nominate again.

**Nominations should be postmarked by May 19th.**

Nominee \_\_\_\_\_ Nominated By \_\_\_\_\_  
Address \_\_\_\_\_ Address \_\_\_\_\_  
Phone \_\_\_\_\_ Club \_\_\_\_\_ Phone \_\_\_\_\_ Club \_\_\_\_\_

Please explain clearly and in detail why they should be a recipient of the ANAC Arts Award.  
(Add an additional sheet of paper if necessary).

**Mail by May 19th to: Donna Schimonitz, 3830 Frederick Street, Lincoln, NE 68504**



# Metal Jewelry Workshop with Lynette Fast

Friday 9 am - 12 pm OR 1 - 4 pm

## Learn the Basics of Jewelry Making Earrings or Pendants

**Ages 12-adult, Minimum 5: Maximum 15 participants**  
**Workshop Fee \$60 per person includes materials and equipment**

Take home some delightful dangly earrings or a pendant/necklace that you'll make. Learn basic metal preparation, bending, hammering, texturing, cold connections, and how to make findings like ear wires, jump rings, clasps, or bails. Lynette will guide you through developing skills with tools and how to develop your own original and unique jewelry. Common tools, copper and silver sheet and wire, and equipment will be provided for your use in class.

Because equipment is limited, if you have any of the following tools and supplies, please bring them to class for your own use: small hammer, jewelry pliers, wire cutter, sheet metal scissor or cutter, round nose plier, jewelry files, or hammers, letter or shape stamps, favorite beads, or crystals.

### Your Instructor

Creating is a passion Lynette cannot stop, obsessively seeking ideas and problem solving with color, texture, and patterns to inspire. The tactile experience of creating is invigorating. Taking ambiguity and making sense of it is a desire in each work created. Lynette loves to share ideas with others and generate appreciation and understanding of how the artist's mind works.

Lynette's jewelry is meticulously engineered from materials that personally speak to the artist and wearer. The materials dictate the design of items ranging from

natural to discarded man-made objects. You might favor a raw natural stone or the vibrant whimsical colored beads that are incorporated into her creations. Sterling silver and copper become the medium for the design and fabrication.

Lynette Fast is an active artist and art educator. She earned her Bachelor of Fine Arts in Education degree from University of Nebraska, Lincoln and has continued many graduate hours of study in art and education at Doane College, University of Nebraska, and many workshops and seminars. Fast is an accom-

plished artist who has exhibited work in juried competitions and group shows and has worked in galleries and private collections across the world.



Lynette Fast

## THE GWEN MCKENZIE FELLOWSHIP AWARD – Apply Today!

Is there a workshop you would like to attend, but need a few dollars?  
Apply for the \$175 Gwen McKenzie Fellowship Award

### Requirements

- Applicant must be a member of the Association of Nebraska Art Clubs, Inc. (ANAC).
- Have a sincere desire for self-improvement in their artistic skills.
- Fellowship should be used for any art workshop conducted by a recognized teacher or college class in art including ANAC workshops, supplies, room/board, or mileage.

### Please Include

1. Letter of recommendation from a member of an ANAC club
2. Your name, address and phone number
3. Local club name
4. Location of workshop you would like to attend.
5. Statement of Applicant: In a few words describe how you would benefit and improve your skills in this workshop.

Mail copies by May 16th to:

Donna Schimonitz  
3830 Frederick  
Lincoln, NE 68504

Sue Oiler Dowse  
80797 Oak Grove Rd.  
Comstock, NE 68828

Julia Noyes  
119 South 9th St.  
Lincoln, NE 68508

Susanne Osberg  
1626 Coventry Lane  
Grand Island, NE 68801

Marlene Meitl  
411 N. Cherokee  
McCook, NE 69001



# Options with Printmaking With Patrice Wielgus

Friday 9 am - 4 pm

Join us as we make collage paper and monoprints using various techniques and materials.

*Come with a sense of exploration and creativity.*

## **Supplies Needed**

- Gelli Plate 8x10 or larger (can be homemade or store-bought. Amazon is a good place to get one)
- Brayer - 4 inches
- A second brayer (2 or 4 inches) is recommended, but not required.
- Acrylic Paint - I use Golden and Basic, but any brand works
- Colors - White, black, red, yellow, and blue.
- You can bring other colors, but they are not required
- At least 30 sheets of each of the following papers:
  1. Tissue paper
  2. White Copy Paper
  3. White Cardstock
  4. Watercolor or Mixed Media paper
- At least three brushes
  1. A fine line
  2. 1/4 or 1/2 inch width
  3. 1 inch width
  4. Any others you have
- Scissors
- Matte medium (and a brush dedicated to using the matte medium)
- Paper Towels
- Painter's tape (Frog tape will also work)
- Baby wipes
- Container for cleaning brayer and stencils (8x10 or larger)

## **Recommended but not required additional supplies**

- Stencils
- Paper such as old envelopes, mail, book pages
- Trash sack

## **History of ANAC Conference Judges**

2023 Columbus..... Leslie Lambert..... Watercolor	2004 Norfolk..... Gib Neal .....
2022 Broken Bow... Mary Binford Miller.. Oil	2003 Aurora..... Doug Dawson..... Pastel
2021 ONLINE..... Tom Christopher..... Pastel/Oil	2002 Bellevue..... George "Papa" Tutt ... Watermedia
2020 Fremont..... CANCELLED (Covid 19)	2001 North Platte ... Carl Dalio .....
2019 Albion..... Joan Fullerton .....	Watercolor
2018 Scottsbluff ..... Larry Lombardo..... Watercolor	2000 Beatrice..... Larry Blovits..... Oil/Pastel
2017 York..... Gregg Summers..... Oil (plein air)	1999 Grand Island... Margaret Kessler .....
2016 McCook..... Jennifer Stone .....	Oil
2015 Columbus..... Lisa Ober..... Pastel/Oil (portrait)	1995 Valentine..... Paul Soldner .....
2014 McCook..... Robert O'Brien..... Watercolor	Ceramic Sculpture
2013 Alliance..... Desiree Hajny..... Wood carving	1994 Lincoln..... Zoltan Szabo .....
2012 Aurora..... Paul Leveille .....	Watercolor
2011 Columbus..... Don Andrews .....	1993 Beatrice ..... Judy Betts..... Watercolor
Watercolor	1992 York..... Christopher Schink... Watercolor
2010 Fremont..... Bob Rohm .....	1989 Omaha..... Frank Webb..... Watercolor
Pastel/Oil	1985 Kearney ..... Paul Soldner .....
2009 Kearney ..... Terry Isaac..... Acrylic (wildlife)	Clay
2008 Aurora..... Craig Srebnik..... Oil (portrait)	1984 Lincoln..... T.F. Poduska .....
2007 McCook..... Paul Jackson..... Watercolor	Acrylic
2006 Lincoln..... Betsy Dillard Stroud. Mixed Media	1983 Fremont..... Gerald Brommer .....
2005 Valentine..... Davida Schulman/Sigrid Wonsil.. Watermedia	Watercolor
	1982 McCook..... Don Coen..... Acrylic

# Line, Value, Color and Gargoyles with Wendy Bonge

Saturday 9 am - 4 pm

## Loving the LINE and Craving some COLOR With Gargoyles, Venus Figures and Ancient Sculpture

In this one-day event, we will take a brave and bold approach with line and color. Plan to use an awesome reference of your favorite gargoyle, Venus figure or other ancient stone sculpture. There will be plenty available for you to use. We will begin with a tag team warmup unlike you have ever known to jump start your bold and brave self. After which, we will hone some skills by practicing on your reference choice. If time allows, you can begin applying this method or do more specific line and pattern design to areas of your own interests from photos or objects you haul in. **Cost is \$40**

### Your Instructor

Wendy has been a member of ANAC for nearly 40 years. Her local club is An Electio.

She has served on the exhibit board four terms and was ANAC president from 2017-2019 with Albion hosting the show in 2019. She has donated ceramic centerpieces at four state conferences, and this will be her fifth year of making ANAC awards. She has created the show logo, t-shirt and mug designs for four years including the virtual show in 2021. She has raised two daughters in ANAC and has sponsored several of her students into the club. She recently retired as St. Edward's K-12 art teacher after 38 years. This will be the fourth

conference where she has been honored to teach.

Wendy is a super energetic teacher and always brings the coolest door prizes.

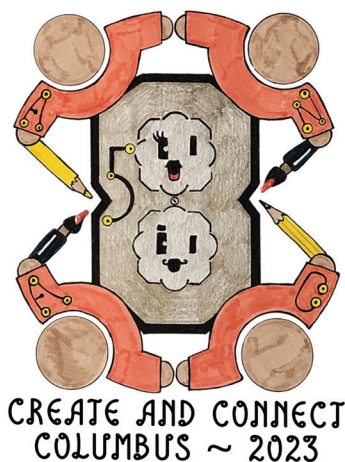
### Supply List:

- Anything that makes a mark but specifically;
- A variety of broad tip highlighters (I like the pack of 8 from Sharpie)
- Black sharpies (fine and ultrafine)
- Colored sharpies (fine and ultrafine)
- Tech pens (black or sepia)
- Colored ink pens (I have plenty)
- Colored pencils
- Drawing pencil

- A medium sized sketchbook (can be light tonal - grey or buff)



Wendy Bonge



## CREATE AND CONNECT

At the 58th Annual ANAC Conference  
June 7-10, 2023  
Central Community College  
4500 63rd St  
Columbus, NE 68601  
Hosted by the ANAC Board



# 2023 Conference Exhibit Rules

Review Rules Carefully To Ensure  
Your Work Will Be Seen By The Judge

1. ENTRIES: *All works must not have been shown previously in an ANAC exhibit*

- Two-dimensional work shall not exceed 40 inches wide by 40 inches high. The 40 inches includes the frame. All work must be properly framed or have exposed perimeter edges finished consistent with the art piece. Work must be ready for hanging (use screw eyes and wire, NO SAWTOOTHES) and must be framed using Plexiglas (except pastels). Gallery wrapped canvas is acceptable without a frame, but the canvas edges must be painted around the sides. Edges must be lapped and ALL STAPLES MUST BE COVERED. If chosen for the travel show, ANAC will provide the carry case. \*\*\*\*Any two-dimensional artwork which has glass as a medium must provide a travel container with the same requirements as three-dimensional artwork.
- Three-dimensional work (free standing or relief on the wall) shall not exceed 36" in any direction. It shall not exceed 75 pounds in weight. The 75 pounds includes the weight of the packing box. A traveling container, (even if it hangs on the wall) of quality construction in proportion to your artwork is required. If upon inspection the exhibit board votes that the container is not of sufficient construction to withstand the rigors of travel, the piece will NOT be eligible for judging. All 3-D shipping containers MUST REMAIN with the artwork until the judging is completed. The Exhibit Board will return the containers to the club packing storage area after judging. All 3-D artists must provide a pedestal (if needed) for the conference show only. If the piece is chosen to travel, each club that participates is responsible for having a proper pedestal to safely display the artwork. Eliminating traveling pedestals should cut down excess size and weight.

2. THE NUMBER OF ENTRIES FOR EACH CLUB IS DETERMINED AS FOLLOWS:

a - Quotas: New members may join your club up to March 1 to be counted toward your club's quota of entries for the Exhibit. The quota is 1/3 of the club's membership (rounded) plus 3. The quota is based on the records of the Membership Chairman and Treasurer (paid memberships).

- b. Number of entries -Each club will receive its quota according to ANAC membership records.
- c. Only ANAC members can enter and may exhibit through one club only.
- d. A maximum of two art pieces may be exhibited by an ANAC member.
- e. Work must have been completed in the last two years.
- f. Work must not have been previously shown at ANAC. This includes closely copied images from any of your previous ANAC submitted work.

3. An \$8.00 entry fee shall be paid for each piece of art. Each club is requested to send one check to cover all their entries.

4. The ANAC Art Exhibit will be confined to original works in drawing, printmaking, collage, painting, photography, pottery, sculpture, textiles, and blown glass. If your work was done using a computer, please attach a sheet explaining the program and/or process used. To conform to the spirit of competition all work MUST BE ORIGINAL. No copies from other artists or published material will be allowed. No supervised work will be allowed. Source material must be available on request. The decision of the Exhibit Board as to eligibility will be final. The \$8.00 entry fee will not be returned if your work is rejected. Questionable pieces will be removed from the show during judging and then re-hung for the remainder of the show. Each entry must include the artist's entry statement COMPLETELY ANSWERED and signed by the artist. Each club chair should be responsible for proofreading these entry statements.

5. All work MUST BE PROPERLY IDENTIFIED with the label from the lower part of the entry form or work may be rejected.

6. All work must be retained in the exhibit for the duration of the exhibit and/or travel show.

7. Artwork in the Traveling Show cannot be sold by a commercial gallery or any other Travel Show site without first contacting the artist. The artist will deal directly with the buyer. ANAC will not be involved or responsible for any sales made.

8. The Executive Board and Exhibit Board can make changes to the annual exhibit and travel show at any time.

## Calling All Clubs

DON'T FORGET TO BRING YOUR CLUB'S DOOR PRIZE DONATION TO CONFERENCE  
THERE IS NO CRITERIA - JUST HAVE FUN WITH IT  
PRIZES CAN BE DROPPED OFF AT THE HOSTESS TABLE

# Columbus, Nebraska Lodging and Accommodations

Hotel	Contact/ Info	Address	Phone	King	Queen	2 Doubles	Extra
<b>Hampton Inn</b>		3536 23rd St, Columbus, NE 68601	402-835-2099	\$129		\$129	
<b>Days Inn</b>	Tim	1716 23rd St E, Columbus, NE 68601	402-564-1266	\$104	\$99	\$114	
<b>Sleep Inn</b>	prices depend on the date, no smoking	303 23rd St., Columbus, NE 68601	402-562-5200		\$88.74- \$103.46	\$88.70- \$119.25	\$10
<b>Columbus Inn</b>	No Block Available	371 33rd Ave, Columbus, NE 68601	402-564-2527		\$69 + tax		
<b>Holiday Inn Express</b>		524 23rd St, Columbus, NE 68601	402-564-2566		\$129.95 + tax		
<b>Victorian Inn</b>		3919 23rd St, Columbus, NE 68601	402-562-7595, or 402-260- 5259,		\$84.89 + tax		
<b>CCC dorms (west)</b>	Karen Mrocek	West Residence Hall	402-562-1249 or 402-564-7132		\$40 per person	Bring your own bedding/no alcohol allowed	3 persons to a room

## Events and Meals

### Wednesday, June 7th

Plan on meeting up at 6:30 for a fun night of connections. The evening activities will be hosted by the Columbus Arts Council. There will be no charge to participants. Details to follow.

### Friday, June 9th

Awards Banquet and ANAC Business Meeting: Join us at 5:30 for a delicious dinner among old friends and new. The dinner will be held at the Friedhoff Building, 1270 27th Ave, Columbus, NE. Social hour is 5:30-6:30, meal at 6:30 (2 meat buffet). The cost is \$20 with a cash bar.

Nominations for open ANAC Executive Board positions and committees can be submitted at the banquet.

### Menu for the Student Center Dining Room

**Thursday, June 8** – Lunch from 12:00-1:00 p.m.

Mexican Buffet / Taco Bar, includes drink

Cost per person: **\$11.00**

**Thursday, June 8** – Banquet from 6:00-8:00 p.m.

Italian Buffet – Meat Lasagna and Spinach Lasagna, salad, breadsticks, dessert, includes drink

Cost per person: **\$11.00**

**Friday, June 9** – Lunch from 12:00-1:00 p.m.

Chef Salad, muffin, dessert, includes drink

Cost per person: **\$11.50**

**Saturday, June 10** – Lunch from 12:00-1:00 p.m.

Build your own sandwich croissant, includes drink

Cost per person: **\$11.00**

The CCC Campus is a drug free campus, which includes alcohol. It is also smoke-free.



# 2023 ANAC Conference Schedule, Registration, and Merchandise Order

Name \_\_\_\_\_ Club \_\_\_\_\_  
 Address \_\_\_\_\_  
 Phone \_\_\_\_\_ Email \_\_\_\_\_

**Lunch on your own 12-1 daily.** Workshops at Central Community College, Columbus Campus, unless specified. Mark events to register.

Event/Workshop	TIME	COST	PAYMENT
Conference Registration Fee ( <b>required</b> )		\$8.00	_____

**Wednesday, June 7**

Registration Opens, Set Up Exhibits ..... 10:00-3:00  
 Exhibit Closes for Judging with Exhibit Board..... 3:00  
 Dinner On Your Own

**Thursday, June 8**

Exhibit Opens to the Public.....	8:00-5:00		
___ Leslie Lambert (Watercolor) .....	9:00-4:00	\$75.00	_____
___ Diane Noonan (Live Model Drawing) .....	9:00-12:00	\$20.00	_____
___ Jim Davis (Plein Air Painting).....	9:00-4:00	\$30.00	_____
___ Landon Hunt (Plasma Cutting).....	1:00-4:00	\$20.00	_____
___ Artzy Haven (Mixed Media Mashup) .....	1:00-4:00	\$30.00	_____
Executive Board Meets.....	4:00		

**Friday, June 9**

Exhibit Opens to the Public.....	8:00-5:00		
___ Leslie Lambert (Watercolor) .....	9:00-4:00	\$75.00	_____
___ Jim Davis (Plein Air Painting).....	9:00-4:00	\$30.00	_____
___ Lynette Fast (Beaded Jewelry).....	9:00-12:00	\$60.00	_____
___ Lynette Fast (Beaded Jewelry).....	1:00-4:00	\$60.00	_____
___ Chadric Harms (Composition).....	9:00-4:00	\$40.00	_____
___ Patrice Wielgus (Printmaking) .....	9:00-4:00	\$40.00	_____
___ Awards Banquet/Business Meeting .....	5:30	\$20.00	_____

**Saturday, June 10**

Exhibit Opens to the Public.....	8:00-3:00		
___ Leslie Lambert (Watercolor) .....	9:00-4:00	\$75.00	_____
___ Chadric Harms (Composition).....	9:00-4:00	\$40.00	_____
___ Wendy Bonge (Line, Value, Color & Gargoyles) .....	9:00-4:00	\$40.00	_____
Exhibit Closes to Release 2023 Travel Show.....	3:00		
Release of All Entries in 2023 Competition .....	4:00-5:00		

Merchandise Item	Price	Qty	Color	Size	Payment
Tee-Shirt (Colors) Forest Green, Maroon, Mauve					
Small- Medium-Large .....	\$18.00	_____	_____	_____	_____
XL .....	\$20.00	_____	_____	_____	_____
XXL .....	\$22.00	_____	_____	_____	_____
Apron Without Pockets .....	\$18.00	_____	n/a	n/a	_____
Apron With Pockets .....	\$20.00	_____	n/a	n/a	_____
12 oz Coffee Mug with Logo.....	\$8.00	_____	n/a	n/a	_____
15 oz Coffee Mug with Logo.....	\$10.00	_____	n/a	n/a	_____
Can't be at conference? We can mail merchandise at \$10/item	\$10.00	_____	_____	_____	_____
<b>TOTAL ENCLOSED.....</b>				\$	_____

**Send form with checks payable to ANAC Conference 2023**

Mail to Joanne Nielsen, 7335 Shadow Lake Plaza #312, Papillon, NE 68046  
 Registrations Must be Postmarked by May 31st

**REGISTRATIONS WILL  
 NOT BE PROCESSED  
 BEFORE MAY 1st**

## Association of Nebraska Art Clubs

### Member Clubs 2023

Club	Location	President
Ainsworth Art Guild .....	Ainsworth .....	Lynn Robertson
An Electio .....	Albion .....	Wendy Bonge
Arrow Artists .....	Broken Bow .....	Mary Smith
Art Society of Ogallala.....	Ogallala .....	Patricia Schulz
Artissimos .....	North Loup.....	Don Christensen
Ash Hollow Art Club .....	Oshkosh .....	Myra Ring*
Aurora Area Artisans.....	Aurora .....	Desiree Christenson
Beatrice Art Guild .....	Beatrice.....	Deb Monfelt
Bellevue Artists Association.....	Bellevue .....	Jane Pullum
Box Butte Art Society .....	Alliance .....	Kyren Gibson
Cheyenne County Art Guild .....	Sidney .....	Evan Boesiger
Columbus Area Artists.....	Columbus .....	Donna Hoppe/Patrice Wielgus
Cozad Art Club.....	Cozad .....	Lyman Anderson
El Rio Art Club .....	Lincoln .....	Tita Hynes
Fremont Area Art Association .....	Fremont .....	Karen Thurlow
Golden Plains Artists .....	McCook .....	Anne Kennedy
Grand Island Art Club.....	Grand Island .....	Amy McIntosh
Kearney Artists Guild .....	Kearney.....	Alissa Harris
Lincoln Artists' Guild.....	Lincoln .....	Carmen Stineman
Logan Valley Artists .....	Bancroft.....	Rojane Beineke
McCook Art Guild .....	McCook .....	John Clesson
Mullen Arts Center .....	Mullen.....	Nicole Hoffmann
North Platte Art Guild .....	North Platte .....	Sue Perez
Northeast Nebraska Art Association .....	Norfolk.....	Suzann Morfeld
Noyes Art Gallery .....	Lincoln .....	Janna Harsch
Omaha Artists, Inc. ....	Omaha .....	Sherry Reese
Pony Expressionist.....	Gothenburg .....	Donna Morris
Prairie 7.....	Halsey .....	Roberta Barnes
Ranchland Art Group.....	O'Neill .....	Kevin McNichols
Red Cloud Area Artists.....	Red Cloud.....	Gwen Lewis
Sand Painters Art Club.....	Valentine .....	Joan Swim
St. Paul Art Guild .....	St. Paul.....	Donna Schimonitz
The Art Connection .....	Hastings.....	Marilyn Reynolds
Thedford Art Guild .....	Thedford.....	Terri Licking
Vissi d'Arte Club.....	Comstock.....	Della Pulley

To get in touch with a club, please contact Gwen Lewis (see page 15 for her information).



# ANAC Leadership

## EXECUTIVE BOARD

### President

Christi Lewis  
225 North Seward  
Red Cloud, NE 68970  
402-746-0258  
christi446@gmail.com

### Vice President

Steph Mantooth  
PO Box 964, 210 Box Butte Ave.  
Alliance, NE 69301  
308-760-1235  
stephs@bbc.net

### Treasurer

Steve Head  
1115 Sherman Ave.  
Grand Island, NE 68803  
308-850-8785  
shead1115@yahoo.com

### Secretary

Amy Tomasevicz  
2 Jarecki Lake  
Columbus, NE 68601  
402-649-1260  
atomasevicz@frontiernet.net

### Past President

Mark Van Housen  
2530 C.R. 58  
Alliance NE. 69301  
402-730-2957  
vanny76@outlook.com

### Webmaster

Steph Mantooth (see VP)  
Pam Hynek  
(see 2024 Exhibit Board)

### Newsletter

Shirai Armstrong  
309 Bayside Country Ests  
Brule, NE 69127  
308-530-2835  
huskerarmstrong@gmail.com

### Judge Acquisitioner

Pam Hynek  
(see 2024 Exhibit Board)

## COMMITTEES

### Registrar

JoAnne Nielsen  
7335 Shadow Lake Plz #312  
Papillion, NE 68046  
402-250-6464  
joannielsen64@gmail.com

### Membership

Gwen Lewis  
421 N. Cedar  
Red Cloud, NE 68970  
785-389-2077  
gL2170@gpcom.net

### Historian

Terri Licking  
PO Box 62  
Thedford, NE 69166  
308-650-0662  
twlicking@ymail.com

### Slides/Videos

Wendy Mues Bonge  
1500 S. 6th St,  
Albion, NE 68620  
(402) 395-6730  
wmbonge@yahoo.com

### Scholarship

Donna Schimonitz  
3830 Frederick  
Lincoln, NE 68504  
402-580-2474  
donnasw@windstream.net

Sue Oiler Dowse  
80797 Oak Grove Rd.  
Comstock, NE 68828  
308-215-0076  
playinpaint01@gmail.com

Julia Noyes  
119 South 9th St.  
Lincoln, NE 68508  
402-475-1061  
allgood52@gmail.com

Susanne Osberg  
1626 Coventry Lane  
Grand Island, NE 68801  
308-383-4754  
suosberg@gmail.com

Marlene Meitl  
411 N. Cherokee  
McCook, NE 69001  
308-340-5757  
meitlsm76@icloud.com

## EXHIBIT BOARD

### 2023

Donna Schimonitz  
(see Scholarship)  
Tita Hynes  
5801 Frontier Rd.  
Lincoln, NE 68506  
(402) 613-3389  
titah@allophone.com

### 2024

Anne Kennedy  
1504 Norris Ave.  
McCook, NE 69001  
308-340-9016  
kennedylandscapes@hotmail.com

Pam Hynek  
1349 N Clarkson Street  
Fremont, NE 68025  
402-404-4018  
phynekart@yahoo.com

### 2025

Mark Van Housen  
(see Past President)  
Sue Perez  
1709 E 2nd Street  
North Platte, NE 69101  
308-530-9488  
suesudderkhoss@yahoo.com

### 2026

Nicole Hoffmann  
P.O. Box 533  
Mullen, NE 69152  
(308) 546-7016  
nicolechoffmann@gmail.com

Diane Noonan  
600 Nebraska Ave.  
Humphrey, NE 68642  
402-920-1505  
folksisfolks@gmail.com

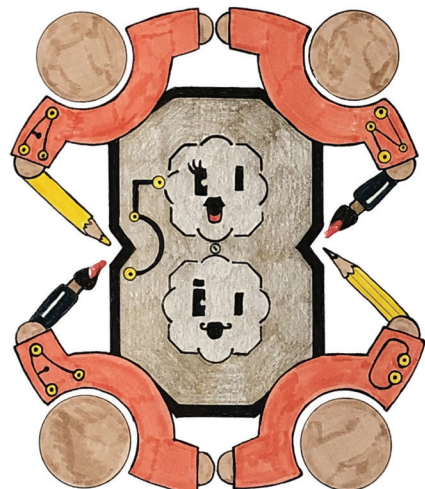
### Alternate

Marcia Bauerle  
P.O. Box 1303  
Imperial, NE 69033  
308-882-8814  
marciadbauerle@gmail.com



Association of Nebraska Art Clubs, Inc.  
1115 Sherman Ave.  
Grand Island, NE 68803

NONPROFIT  
MARKETING MAIL  
PERMIT NO. 2023  
LINCOLN, NE  
68501



CREATE AND CONNECT  
COLUMBUS ~ 2023

## CREATE AND CONNECT

At the 58th Annual ANAC Conference  
June 7-10, 2023  
Central Community College  
4500 63rd St  
Columbus, NE 68601  
Hosted by the ANAC Board